

← guitartuna 🔍 🎤

**GuitarTuna - Tuner for..**  
Yousician Ltd.  
In-app purchases

4.7★  
1M reviews

50M+  
Downloads

Everyone ⓘ

Open

This is the FREE application that I use for tuning all of my string instruments.

I have used it for 3 years with zero issues.

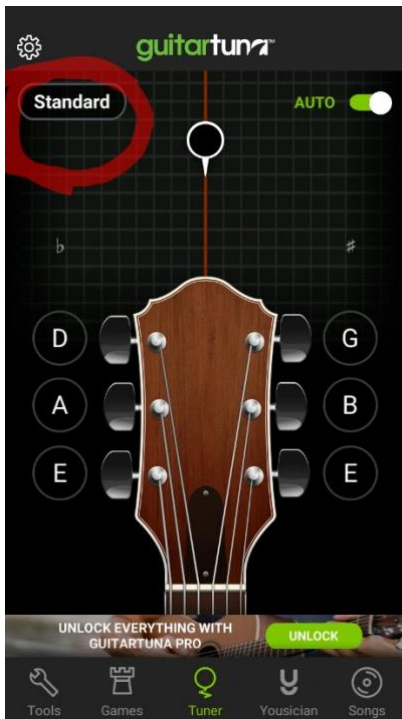
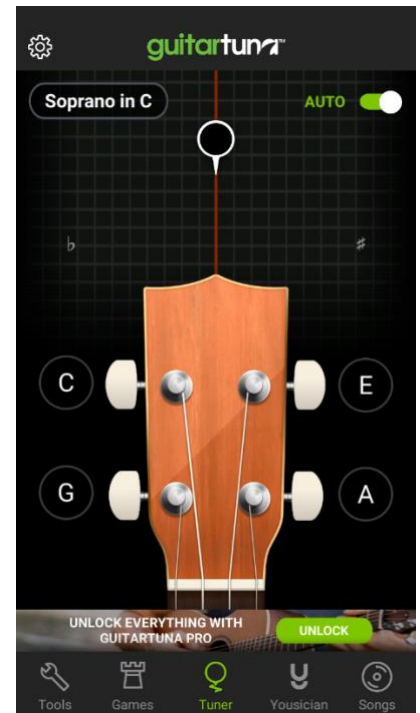
It has a lot of cool gadgets we may explore at another point. Mostly, we'll use it for tuning our ukuleles.



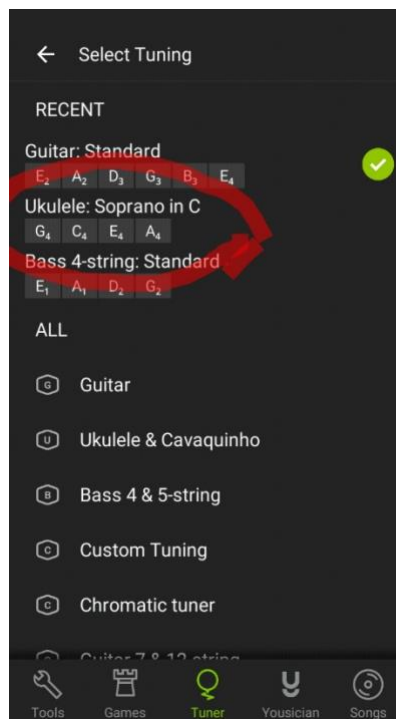
I just typed the name "guitartuna" one-word into the app store search bar.

Other tuning applications work great! This is the one I like best!

#1 Guitar Tuner worldwide. Over 10 million users. Fast, easy & highly accurate!



Upper Left-Hand Corner, select the word "Standard"



From the drop-down menu select "Ukulele: Soprano in C"

Once this screen is up, you can start tuning. Hold the neck of the ukulele in your left hand. Use your right hand to pluck the strings, one at a time. Start with the "G" the string. Follow the string up to the tuning peg, it's the one closest to you. Turn the peg until you hear the "ding" and the "G" circle turns green. Continue this for the 3 remaining strings. Relax. You're doing great!